

ZI-8



WARNING: Improper installation could result in damage to the amplifier. Read all instructions before installation.

Jamo[®]
Let's get personal

Introduction

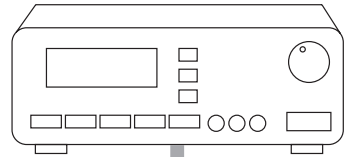
The ZI-8 provides a convenient way to connect up to 8 pairs of speakers in parallel to one amplifier/receiver. If the speakers are connected directly to the ZI-8 the level of all speakers will be controlled by the amplifiers volume control.

Installing volume controls (AT-1A or AT-101) between the ZI-8 and the speakers, as shown in the schematic below, provides the ability to control the volume individually for each speaker pair.

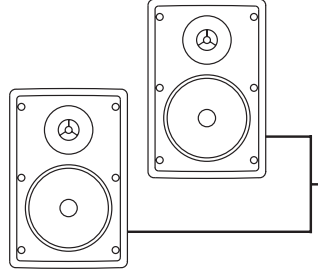
SPECIFICATIONS:

- Accommodates 8 pairs of speakers
- Automatic Impedance Protection (minimum 4 ohm).
- Power Handling: 180 Watts Audio
- Heavy Duty Screw Terminal Connectors accept up to 12 gauge of wire
- Size (LxHxW): 12 x 5 x 6cm / 12 x 2 x 2½in
- Weight: 0,9kg / 2lb

Jamo® ZI-8 Zone Interface

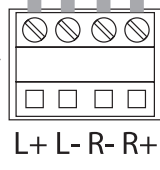


ROOM #1



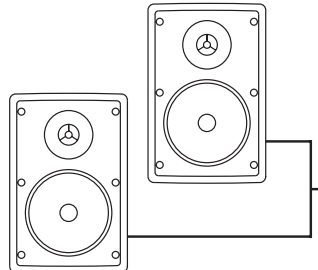
AT-1A /
AT-101

AMPLIFIER
INPUT



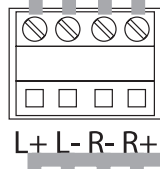
L+ L- R- R+

ROOM #3



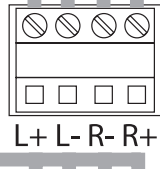
AT-1A /
AT-101

ROOM
1



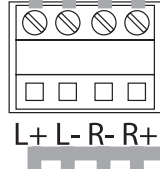
L+ L- R- R+

ROOM
2



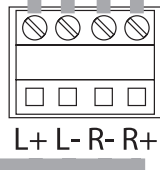
L+ L- R- R+

ROOM
3



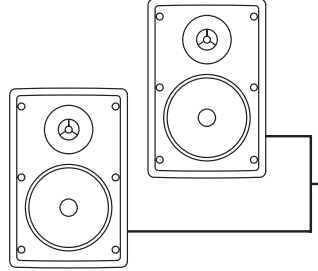
L+ L- R- R+

ROOM
4



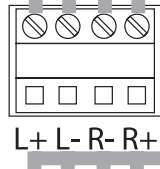
L+ L- R- R+

ROOM #5



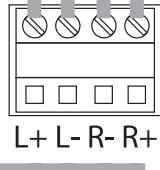
AT-1A /
AT-101

ROOM
5



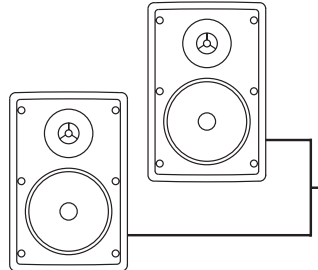
L+ L- R- R+

ROOM
6



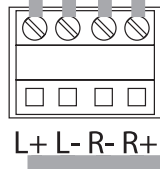
L+ L- R- R+

ROOM #7



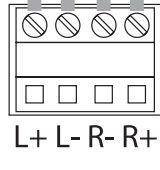
AT-1A /
AT-101

ROOM
7



L+ L- R- R+

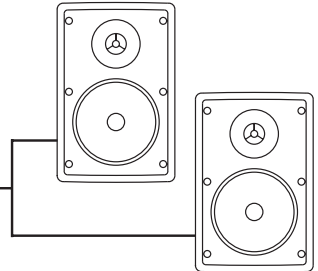
ROOM
8



L+ L- R- R+

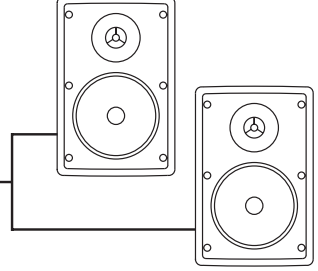
ROOM #2

AT-1A /
AT-101



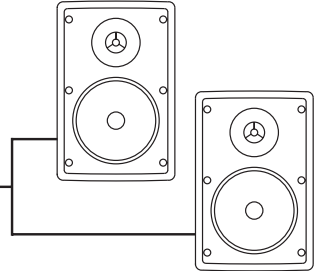
ROOM #4

AT-1A /
AT-101



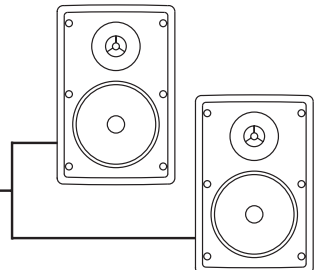
ROOM #6

AT-1A /
AT-101



ROOM #8

AT-1A /
AT-101



S
P
E
A
K
E
R

O
U
T
P
U
T
S